

2005

AGRICULTURAL PRODUCTION REPORT
SANTA BARBARA COUNTY

The cover . . .

. . . depicts the eighteen million dollar gerbera cut flower industry of Santa Barbara County. What started as a flower grown by just a few growers has become an industry staple.

The photographs for the cover of this year's report were taken by Traci Lewis.




We would like to recognize Jerry Davidson, our entomologist for 33 years who retired in 2005. Jerry was an incredible resource for our department, the Agriculture Industry, and for all residents of Santa Barbara County. Jerry's knowledge and enthusiasm are unsurpassed and he was always looking for ways to share both. We would like to wish Jerry a long and happy retirement.

TABLE OF CONTENTS

VEGETABLE CROPS	1
FIELD CROPS.....	2
FRUIT AND NUT CROPS.....	3
NURSERY PRODUCTS	4
SEED CROPS.....	5
LIVESTOCK AND POULTRY	6
LIVESTOCK, POULTRY AND APIARY PRODUCTS	6
MISCELLANEOUS CROPS.....	7
MILLION DOLLAR PRODUCTS	8
SUMMARY	9
COMPARATIVE AGRICULTURAL VALUES.....	10
SUSTAINABLE AGRICULTURAL SUMMARY	11
DEPARTMENT STAFF	15

VEGETABLE CROPS



	Year	Production			Value			
		Harvested Acreage	Per Acre	Total	Unit	Unit Wt.	Per Unit	Total
Bell Pepper	2005	409	1,325.65	542,191	CTN	25#	\$8.94	\$4,847,188
	2004	407	1,153.64	469,532	CTN	25#	\$6.08	\$2,854,755
Broccoli	2005	28,124	606.19	17,048,488	CTN	22#	6.61	112,690,506
	2004	27,053	595.82	16,118,719	CTN	22#	7.02	113,153,407
Cabbage	2005	967	817.52	790,542	CTN	50#	8.18	6,466,634
	2004	1,025	795.74	815,634	CTN	50#	8.42	6,867,638
Cauliflower	2005	8,582	668.32	5,735,522	CTN	25#	6.85	39,288,326
	2004	7,483	677.46	5,069,433	CTN	25#	7.06	35,790,197
Celery	2005	3,582	1,047.04	3,750,497	CTN	60#	7.32	27,453,638
	2004	3,716	1,147.77	4,265,113	CTN	60#	7.27	31,007,372
Lettuce, Head	2005	12,643	773.84	9,783,659	CTN	50#	6.05	59,191,137
	2004	11,049	774.11	8,553,141	CTN	50#	5.97	51,062,252
Lettuce, Leaf	2005	4,398	764.61	3,362,755	CTN	30#	7.13	23,976,443
	2004	3,568	745.46	2,659,801	CTN	30#	6.75	17,953,657
Peas, Edible Pod	2005	1,601	485.00	776,485	CTN	10#	7.87	6,110,937
	2004	1,306	594.30	776,156	CTN	10#	11.02	8,553,239
Spinach	2005	1,161	809.32	939,621	CTN	20#	6.77	6,361,234
	2004	1,033	903.25	933,057	CTN	20#	7.10	6,624,705
Squash, Summer	2005	791	823.10	651,072	CTN	26#	5.80	3,776,218
	2004	1,187	877.49	1,041,581	CTN	26#	7.65	7,968,095
Miscellaneous	2005	11,314						58,726,460
	2004	12,010						67,914,924
Total	2005	73,572						\$348,888,721
	2004	69,837						\$349,750,241


FIELD CROPS



	Year	Production			Unit	Value	
		Harvested Acreage	Per Acre	Total		Per Unit	Total
Beans, Dry Edible	2005	3,818	14.62	55,819	CWT	\$59.61	\$3,327,371
	2004	2,920	13.44	39,245	CWT	\$59.22	\$2,324,089
Alfalfa	2005	892	6.69	5,968	TON	133.08	794,221
	2004	829	8.02	6,649	TON	121.52	807,987
Hay, Grain	2005	3,725	2.42	9,015	TON	121.13	1,091,987
	2004	3,331	2.17	7,228	TON	114.56	828,040
Pasture Irrigated	2005	5,300				120.00	636,000
	2004	5,300				120.00	636,000
Non-irrigated**	2005	589,640				7.25	4,274,890
	2004	589,640				7.25	4,274,890
Silage	2005	1,826	13.73	25,071	TON	24.46	613,237
	2004	1,130	12.64	14,283	TON	35.73	510,332
Miscellaneous	2005	1,017				282,034	
	2004	114				29,500	
Total	2005	606,218					\$11,019,740
	2004	603,264					\$9,410,838

** Grazing land as reported by Farmland Mapping & Monitoring Program (Excludes Federal grazing allotments).


FRUIT AND NUT CROPS



	Year	Production			Value		
		Harvested Acreage	Per Acre	Total	Unit	Per Unit	Total
Avocados	2005	8,541	1.85	15,801	TON	\$1,836.44	\$29,017,588
	2004	8,485	2.00	16,970	TON	\$1,729.73	\$29,353,518
Wine Grapes	2005	20,308	6.18	125,503	TON	1,277.78	160,365,223
	2004	17,408	3.67	63,887	TON	1,305.86	83,427,478
Lemons	2005	1,711	20.68	35,384	TON	542.95	19,211,743
	2004	1,772	15.26	27,041	TON	436.28	11,797,448
Strawberries Total	2005	5,518					202,616,827
	*2004	5,239					188,561,712
Fresh	2005		3,905.31	21,549,501	12#	7.92	{170,672,048}
	2004		3,608.48	18,904,827	12#	8.21	{155,208,630}
Processing	2005		10.56	58,270	TON	548.22	{31,944,779}
	*2004		11.63	60,930	TON	547.40	{33,353,082}
Miscellaneous	2005	1,332					3,968,436
	2004	1,253					6,382,550
Total	2005	37,410					\$415,179,817
	*2004	34,157					\$319,522,706

*Revised


NURSERY PRODUCTS



	Year	Production Area		Value
		House Sq. Ft.	Field Acres	Total
Flowers & Foliage				
Cut Flowers:				
Aster	2005	540,598		\$1,078,287
	2004	615,076		\$1,342,925
Chrysanthemum	2005	2,412,860		9,886,450
	2004	3,058,780		11,500,879
Delphinium	2005		57.9	2,354,600
	2004		58.16	2,336,116
Gerbera	2005	3,101,936		18,138,686
	2004	3,023,214		21,956,946
Lily	2005	3,079,608		17,941,658
	2004	2,758,408		17,239,966
Rose	2005	1,198,536		4,552,670
	2004	1,487,330		6,646,978
Snapdragon	2005	1,179,288	8.50	1,554,773
	2004	477,810	9.00	1,086,992
Tulip	2005	270,736	2.5	3,264,245
	2004	-----	-----	
Miscellaneous Cut Flowers	2005	2,949,498	1322.15	35,701,366
	2004	1,523,399	1,344.72	36,844,865
Total Cut Flowers	2005	14,733,060	1,391.05	{94,472,735}
	2004	13,923,151	1,411.88	{104,524,626}
Cut Foliage	2005		10.26	298,476
	2004		8.96	180,209
Potted Plants:				
Foliage	2005	504,016		2,400,154
	2004	536,548		2,154,486
Orchid	2005	2,147,909		9,142,211
	2004	1,475,717		7,046,971
Poinsettia	2005	206,500		683,800
	2004	281,600		792,443
Miscellaneous Potted Plants	2005	1,896,535	31.75	22,018,941
	2004	5,788,719	54.63	25,659,985

Nursery Products cont.

	Year	Production Area		Value
		House Sq. Ft.	Field Acres	Total
Other Nursery Products: Includes Herbaceous Perennials, Ground Covers, Turf, Bulbs, Bedding Plants, Vegetable Transplants, Fruit Trees and Vines, Woody Ornamentals, and Ground Covers	2005	3,107,480	451.45	\$40,941,926
	2004	1,396,550	483.98	\$35,729,118
Total	2005	22,595,500	1884.51	\$169,958,243
	2004	23,402,285	1,959.45	\$176,087,838



SEED CROPS

	Year	Production			Unit	Value	
		Harvested Acreage	Per Acre	Total		Per Unit	Total
Bean Seed	2005	595	20.50	12,198	CWT	\$65.23	\$795,676
	2004	831	15.52	12,897	CWT	\$79.68	\$1,027,633
Flower Seed	2005	712					5,861,781
	2004	578					7,556,051
Vegetable Seed	2005	799					3,447,730
	2004	501					2,256,563
Total	2005	2,106					\$10,105,187
	2004	1,910					\$10,840,247

LIVESTOCK AND POULTRY

	Year	Production		Unit	Value	
		No. of Head	Total Liveweight		Per Unit	Total
Cattle and Calves	2005	51,080	332,020	CWT	\$92.74	\$30,791,535
	2004	48,648	316,212	CWT	\$90.48	\$28,610,862
Miscellaneous	2005					5,376,269
	2004					4,411,900
Total	2005					\$36,167,804
	2004					\$33,022,762

LIVESTOCK, POULTRY AND APIARY PRODUCTS

	Year	Production	Unit	Value	
				Per Unit	Total
Milk and Milk Products	2005	394,354	CWT	\$14.28	\$5,631,375
	2004	421,754	CWT	\$14.83	\$6,254,612
Miscellaneous	2005				649,691
	2004				498,251
Total	2005				\$6,281,066
	2004				\$6,752,863

MISCELLANEOUS CROPS

VEGETABLE CROPS

Includes: Anise, artichoke, arugula, asparagus, baby vegetables, beets, brussels sprouts, carrots, chard, Chinese cabbage, cilantro, corn, cucumber, endive, escarole, fava beans, frisee, green beans, kale, leeks, lettuce (specialty), mache, mizuma, mustard greens, onions, parsley, peppers, potato, radicchio, radish, squash (winter), tomatillo, tomato, turnips and watercress.

FIELD CROPS

Includes: Small grains and pea hay.

FRUIT AND NUT CROPS

Includes: Apple, almond, blackberry, blueberry, cherimoya, guava, lime, mandarin, melons, olive, passion fruit, peach, pear, persimmon, pistachio, raspberry, sapote, table grapes, and walnut.

NURSERY PRODUCTS

Cut flowers

Includes: Alstromeria, amaranthus, anemone, anthurium, bells of Ireland, carnation, dahlia, freesia, gardenia, gladiola, godetia, gypsophlia, hydrangea, iris, kangaroo paw, larkspur, limonium, lisianthus, montecasino, orchids, phlox, protea, Queen Anne's lace, ranunculus, solidago, statice, stock, sunflower, sweet pea, trachelium, and volkerfieden.

Potted plants

Includes: Begonia, carnation, chrysanthemum, cineraria, cyclamen, dahlia, exacum, fuchsia, geranium, gerbera, hydrangea, impatiens, kalanchoe, lily, and rose.

LIVESTOCK AND POULTRY

Includes: Aquaculture, breeding stock, chickens, goats, lambs, llamas, sheep, and swine.

LIVESTOCK, POULTRY AND APIARY PRODUCTS

Includes: Apiary products (honey, bees wax, pollen, pollination), and wool.

MILLION DOLLAR PRODUCTS

2005 Ranking

2004 Ranking

1	Strawberries	202,616,827	1
2	Wine Grapes	160,365,223	3
3	Broccoli	112,690,506	2
4	Head Lettuce	59,191,137	4
5	Cauliflower	39,288,326	5
6	Cattle	30,791,535	8
7	Avocados	29,017,588	7
8	Celery	27,453,638	6
9	Leaf Lettuce	23,976,443	10
10	Lemons	19,211,743	12
11	Gerbera cut flowers	18,138,686	9
12	Lily cut flowers	17,941,658	11
13	Chrysanthemum cut flowers	9,886,450	13
14	Orchid potted plants	9,142,211	17
15	Cabbage	6,466,634	18
16	Spinach	6,361,234	20
17	Peas, edible pod	6,110,937	14
18	Flower Seed	5,861,781	16
19	Milk	5,631,375	21
20	Bell Peppers	4,847,188	23
21	Rose cut flowers	4,552,670	19
22	Summer Squash	3,776,218	15
23	Vegetable Seed	3,447,730	26
24	Beans, Dry edible	3,327,371	25
25	Tulip cut flowers	3,264,245	---
26	Foliage potted plants	2,400,154	---
27	Delphinium cut flowers	2,354,600	24
28	Snapdragon cut flowers	1,554,773	28
29	Hay, grain	1,091,987	---
30	Aster cut flowers	1,078,287	27

SUMMARY

	<u>YEAR</u>	<u>ACREAGE</u>	<u>FOB VALUE</u>
Vegetables	2005	73,572	\$348,888,721
	2004	69,837	\$349,750,241
Field Crops	2005	606,218	11,019,740
	2004	603,264	9,410,838
Fruit & Nut Crops	2005	37,410	415,179,817
	*2004	34,157	319,522,706
Nursery Products	2005	2,403	169,958,243
	2004	2,497	176,087,838
Seed Crops	2005	2,106	10,105,187
	2004	1,910	10,840,247
Livestock and Poultry	2005		36,167,804
	2004		33,022,762
Livestock, Poultry and Apiary Products	2005		6,281,066
	2004		6,752,863
Total	2005	721,709	\$997,600,578
	*2004	711,665	\$905,387,495

* Revised

COMPARATIVE AGRICULTURAL VALUES

2005	\$997,600,578
*2004	\$905,387,495
2003	858,016,583
2002	771,662,986
2001	709,117,112
2000	735,003,901
1999	656,969,259
1998	611,859,484
1997	625,974,591
1996	581,637,098
1995	539,328,233
1994	509,777,967
1993	500,517,903
1992	443,228,285
1991	500,067,241
1990	508,517,249
1989	481,283,756
1988	436,515,018
1987	381,670,169
1986	348,169,389

* revised

SUSTAINABLE AGRICULTURE

BIOLOGICAL CONTROL EFFORTS

<u>PEST</u>	<u>BIO-CONTROL AGENT</u>	<u>SCOPE OF PROGRAM ⁽¹⁾</u>
Ash Whitefly <i>Siphonius phillyreae</i>	Hymenoptera (parasitic wasp) <i>Encarsia partenopea</i>	County-wide+
Western Grapeleaf Skeletonizer <i>Harrisina brillians</i>	Diptera (larval parasitic fly) <i>Ametadoria sp.</i>	6 sites (Cuyama Valley)+
Grape Leafhopper <i>Erythroneura elegantula</i>	Hymenoptera (egg parasitic wasp) <i>Anagrus epos</i>	200 acres (Santa Ynez)
Russian Wheat Aphid <i>Diuraphis noxia</i>	Hymenoptera (parasitic wasp) <i>Aphelinus sp.</i> <i>Diaeretiella rapae</i>	40 acres (Santa Ynez and Santa Maria)+
Woolly Whitefly <i>Aleurothrixus floccosus</i>	Hymenoptera (parasitic wasp) <i>Cales sp.</i> <i>Amitus sp.</i>	Various sites (County-wide)+
Horn and Face Flies <i>Musca autumnalis</i> <i>Haematobia irritans</i>	Coleoptera: Scarabaeidae <i>Onthophagus taurus</i> <i>O. gazella</i> <i>O. alexis</i>	76,000 acres (County-wide)
Ice Plant Scale <i>Pulvinaria mesembryanthemi</i>	Hymenoptera (parasitic wasp) <i>Metaphycus sp.</i>	Various sites (County-wide)+
Eugenia Psyllid <i>Trioza eugeniae</i>	Hymenoptera (parasitic wasp) Eulophidae: <i>Tamarixia sp.</i>	Various sites (County-wide)+
Blue Gum Psyllid <i>Ctenarytaina eucalypti</i>	Hymenoptera (parasitic wasp) <i>Psyllaephagus pilosus</i>	Various sites (County-wide)+
Red Gum Lerp Psyllid <i>Glycaspis brimblecombei</i>	Hymenoptera (parasitic wasp) <i>Psyllaephagus bliteus</i>	Various sites (County-wide)
Eucalyptus Longhorned Borer <i>Phoracantha semipunctata</i>	Hymenoptera (parasitic wasp) <i>Avetianella longoi</i> (egg parasite) <i>Syngaster lepidus</i> (larval parasite) <i>Doryctes sp.</i> (larval parasite)	Various sites (County-wide)
Eucalyptus Snout Beetle <i>Gonipterus scutellatus</i>	Hymenoptera (parasitic wasp) <i>Anaphes nitens</i>	3 sites (Summerland, Carpinteria & Goleta)
Yellow Starthistle <i>Centaurea solstitialis</i>	<i>Bangasternus orientalis</i> (a bud weevil) <i>Eustenopus villosus</i> (Hairy weevil) <i>Larinus curtis</i> (a flower weevil) Diptera: Tephritidae <i>Urophora sirunaseva</i> (a gall fly) <i>Chaetorellia succineas</i> (seedhead fly) <i>Puccinia jaceae</i> (a rust disease)	Several sites (Los Padres National Forest) various sites (Los Padres National Forest) 2 sites (Los Padres National Forest) 3 sites (Los Padres National Forest) 2 sites (Los Padres National Forest) 1 site (Los Padres National Forest)

(1) Represents total number of individual sites, acres, etc. incorporated in the program efforts.

+ Bio-control agent effectively controlling target pest in Santa Barbara County.

Sustainable Agriculture cont.

BIOLOGICAL CONTROL EFFORTS

<u>PEST</u>	<u>BIO-CONTROL AGENT</u>	<u>SCOPE OF PROGRAM</u>
Italian Thistle <i>Carduus pycnocephalus</i>	Coleoptera: Curculionidae <i>Rhinocyllus conicus</i>	Various sites (500 acres)
Puncture Vine <i>Tribulus terrestris</i>	Coleoptera: Curculionidae <i>Microlarinus spp.</i>	3 sites (County-wide)
Giant Whitefly <i>Dialeurodicus dugesii</i>	Hymenoptera (parasitic wasp) <i>Entedononecremnus krauteri</i> (larval parasite) <i>Encarsiella noyesii</i> (larval parasite) <i>Idioporus affinis</i> (larval parasite)	Various sites (south coast)
Olive Fruit Fly <i>Bactocera oleae</i>	Hymenoptera (larval parasitic wasps) <i>Tsyttalia concolor & lounsburyi</i> <i>Utetes africanus</i>	Various sites (Santa Barbara & Montecito)
Nesting Whitefly <i>Paraleurodes minei</i>	Coleoptera: Coccinellidae <i>Nephaspis sp</i> (a ladybug)	3 sites (Goleta, Santa Barbara & Carpinteria)
Australian Tortoise Beetle <i>Trachymela sloanei</i>	Hymenoptera (parasitic wasp) <i>Enoggera reticulata</i>	1 site (Goleta)
Eucalyptus Snout Beetle <i>Gonipterus scutellatus</i>	Hymenoptera (egg parasite) <i>Amaphes nitens</i>	3 sites (South Coast)
Giant Reed <i>Arundo donax</i>	hand/mechanical removal	15 tons removed

Sustainable Agriculture cont.

PEST EXCLUSION

<u>PEST (RATING)</u>	<u>HOST/MECHANISM/ORIGIN</u>	<u>NUMBER/DISPOSITION</u>
SCALE INSECTS:		
Magnolia White Scale (A) <i>Pseudaulacaspis cockerelli</i>	Nursery Stock/Common Carrier/California	1 Rejected/Returned
	Nursery Stock/Greenhouse/California	1 Rejected/Treated
White Peach Scale (A) <i>Pseudaulacaspis pentagona</i>	Nursery Stock/Greenhouse/California	1 Rejected/Treated
Holly Scale (A) <i>Dynaspidiotus britannicus</i>	Nursery Stock/Common Carrier/Oregon	1 Rejected/Destroyed
Cycad Scale (A) <i>Aulacaspis yasumatsui</i>	Nursery Stock/Common Carrier/Hawaii	1 Rejected/Treated
ANTS:		
Bigheaded Ant (Q) Pheidole sp.	Nursery Stock/Common Carrier/Hawaii	1 Rejected/Treated
Whitefooted Ant (Q) <i>Technomyrmex albipes</i>	Cut Flowers/Common Carrier/Hawaii	1 Rejected/Treated
Crazy Ant (Q) <i>Anoplolepis gracilipes</i>	Cut Flowers/Common Carrier/Hawaii	1 Rejected/Treated
BETTERLES:		
Longhorned Beetle (Q) <i>Chlorophorus sp.</i>	Furniture/Common Carrier/Bali	1 Rejected/Treated
MOTHS:		
a Moth (Q) <i>Buccalatrix sp.</i>	Nursery Stock/Common Carrier/Florida	1 Rejected/Destroyed
VIRUS:		
Canna Yellow Mottle Virus (Q) <i>Badnavirus</i>	Nursery Stock/Common Carrier/Florida	Many Rejected/Destroyed
FUNGUS:		
Chrysanthemum White Rust (A) <i>Puccinia horiana</i>	Cut Flowers/Greenhouse/California	3 Rejections/Destroyed
Alternaria Leaf Blight (Q) <i>Alternaria panax</i>	Nursery Stock/Greenhouse/California	1 Rejection/Destroyed
Cylindrocladium Leaf Blight (Q) <i>Cylindrocladium spathulatum</i>	Nursery Stock/Greenhouse/California	2 Rejections/Destroyed
Phytophthora Blight (Q) <i>Phytophthora sp.</i>	Nursery Stock/Greenhouse/California	1 Rejection/Destroyed

Rating definitions:

"A" - An organism of known economic importance subject to enforcement action involving eradication, quarantine regulation, containment, rejection, or other holding action.

"Q" - An organism or disorder requiring temporary "A" action pending determination of a permanent quarantine rating. The organism is suspected to be of economic importance, but its status is uncertain because of incomplete identification or inadequate information.

"B" – An organism of known economic importance subject to: eradication, containment, control, or other holding action at the discretion of the individual County Agricultural Commissioner.

ORGANIC FARMING

57 Organic Farms were registered in Santa Barbara County in 2005. Utilizing organic principles as required by the California Organic Products Act of 2004, these farms produce a wide variety of crops.

VEGETABLE CROPS

Includes: Anise, arugula, asparagus, basil, beans, beets, bell peppers, broccoli, cabbage, carrots, cauliflower, celery, chard, cherry tomato, chicory, chili peppers, chives, cilantro, corn, cucumber, eggplant, endive, fennel, garlic, gourmet specialty vegetables, green onions, herbs, kale, kohlrabi, lettuce, leeks, mizuma, mushrooms, mustard greens, nopales, onions, oriental vegetables, parsley, peas, potato, pumpkin, radish, rhubarb, spinach, squash, sweet potato, tomato, tomatillo, turnip, and vegetable transplants.

FRUIT AND NUT CROPS

Includes: Apple, apricot, avocado, banana, cherimoya, fig, grapefruit, grape, guava, jujube, kiwi, lemon, lime, loquat, macadamia nut, mandarin, melon, nectarine, olive, orange, passion fruit, peach, persimmon, plum, raspberry, sapote, strawberry, tangelo, tangerine, and watermelon.

FIELD CROPS

Includes: Pasture and rangeland.

NURSERY PRODUCTS

Includes: Cactus, potted plants, and potted herbs.

DEPARTMENT STAFF

Commissioner/Director

William D. Gillette

Deputy Commissioners

Joe Karl Guy Tingos

Entomologist

Jerry Davidson

Plant Pathologist

Heather Scheck

Supervising Agricultural Biologist

Debbie Trupe

Supervising Weights and Measures Inspector

Diane Green

Agricultural Program Specialist

David Chang

Business Manager

Elena Morelos

Computer System Specialist

Gus Maio

Administrative Staff

Katie Bell Jennifer Kam
Joyce Kougl Traci Lewis

Weights and Measures Inspectors

Dennis Gibson Rod Ross

Agricultural Biologists

Susan Bryant Harriet Heath
Alma Cangelosi Lottie Martin
Mike Champion Ken Masuda
Kevin Cheesman Mary Ann Rajala
Elizabeth Davis Mike Roberts
Tom Donlon Jeff Saleen
Maria Grijalva Stephanie Stark



Agricultural Commissioner's Office

Weights & Measures ■ County of Santa Barbara

263 Camino del Remedio ■ Santa Barbara, California 93110

Phone (805) 681-5600 ■ Fax (805) 681-5603

www.co.santa-barbara.ca.us/agcomm/

William D. Gillette
Commissioner/Director

