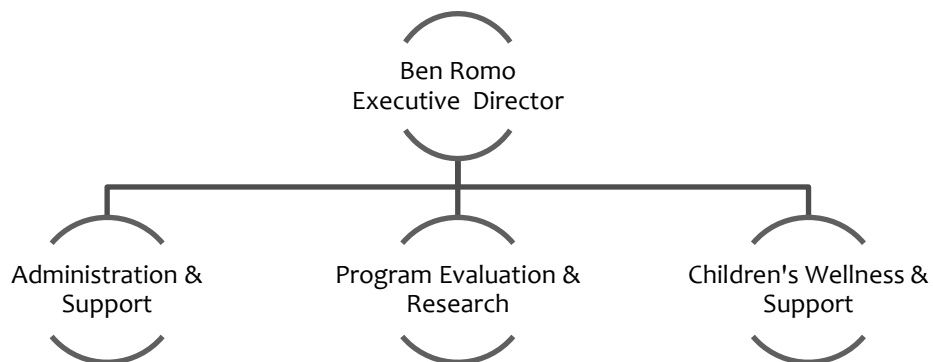


First 5



BUDGET & FULL-TIME EQUIVALENTS SUMMARY & BUDGET PROGRAMS CHART

Operating	\$ 3,950,090
Capital	\$ -
FTEs	11.0



First 5

Department

MISSION STATEMENT

To help all children prepare for kindergarten by supporting families to be healthy and strong and by enhancing the availability of high quality childcare and preschool.

DEPARTMENT DESCRIPTION

First 5 Santa Barbara County (First 5) was established in 1999 with the passage of Proposition 10, which imposed a sales tax on tobacco products and designated those funds for programs and services that support the healthy and successful development of children; prenatal through age 5.

The First 5 Children and Families Commission is governed by a nine member and four alternate Board of Commissioners, appointed by the County Board of Supervisors. As the governing body, the First 5 Children and Families Commission is responsible for the operations of the Commission. The elected County Treasurer and Auditor Controller serve as ex officio officers of the Commission. Santa Barbara County Counsel serves as the Commission's legal Counsel

The department is organized into three budget programs: Administration and Support, Program Evaluation & Research, and Children's Wellness and Support. Administration and Support comprises fiscal oversight and all programmatic contracts, funding, and allocations. Program Evaluation and Research ensures programmatic quality and accountability for contracts, technical assistance and training, service integration and coordination, and comprehensive results based evaluation. Children's Wellness and Support invest programmatic funding in direct services for children and families, systems changes and capacity building and communications.

HIGHLIGHTS OF 2016-18 OBJECTIVES

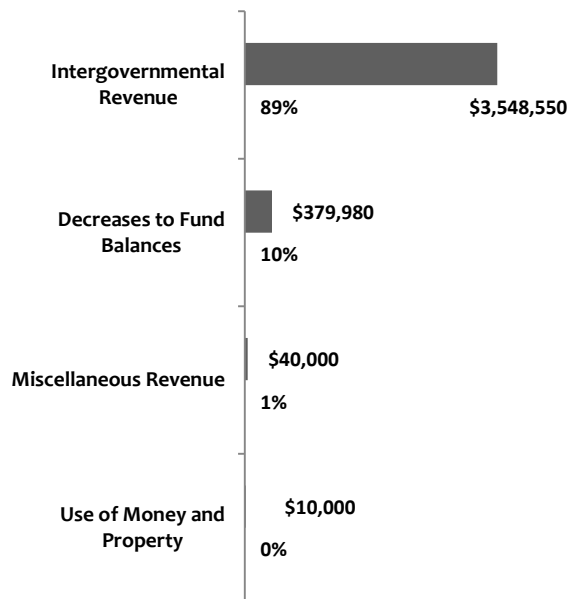
- Continue to invest in high level of fiscal reporting and accountability.
- Promote evidence based strategies that help children become ready for kindergarten and report on investment outcomes and impacts through a robust evaluation system.
- Continue to improve the quality of preschool and child care programs including the number of programs achieving national accreditation.
- Expand the number of high-quality preschool and child care spaces in the County.
- Implement new communications strategies that help parents and key stakeholders understand their role in supporting the healthy development of children in the first five years of life.
- Leverage First 5's funding and impact through collaboration with, and direct support of, partner agencies so they may to continue to serve with strength as the local leaders serving 0-5 year olds and their families.
- Proactively plan for anticipated decreasing revenue in ways that preserve First 5's impact in the long-term.

First 5

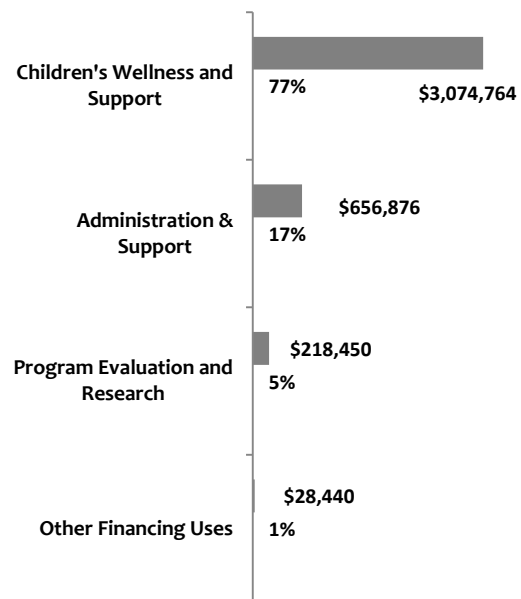
Department

RECOMMENDED SOURCES & USES OF FUNDS

Source of Funds - \$3,978,530

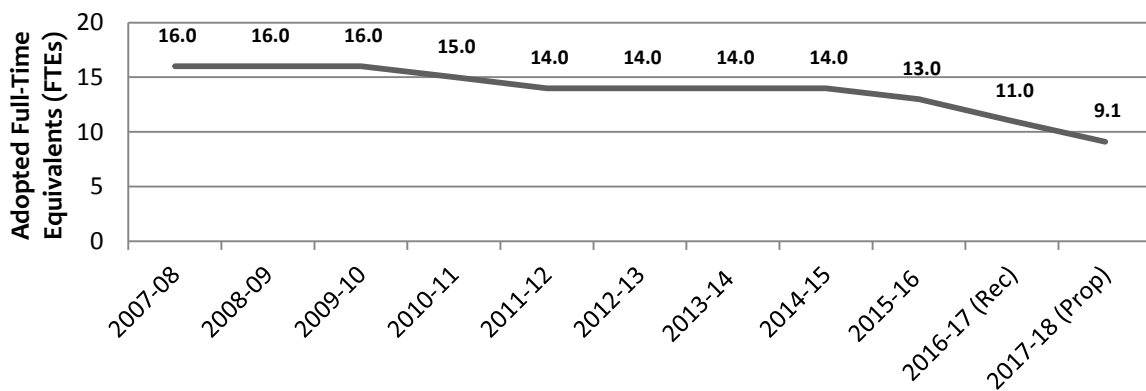


Use of Funds - \$3,978,530



STAFFING TREND

The staffing trend values will differ from prior year budget books in order to show amounts without the impact of any vacancy factors.



First 5

Department

BUDGET OVERVIEW

Staffing Detail By Budget Program	2014-15 Actual	2015-16 Adopted	Change from FY15-16 Ado to FY16-17 Rec	2016-17 Recommended	2017-18 Proposed
Administration & Support	4.00	3.25	(0.26)	2.99	2.82
Program Evaluation and Research	0.47	0.47	0.03	0.50	0.50
Children's Wellness and Support	10.03	9.28	(1.77)	7.51	5.78
Total	14.50	13.00	(2.00)	11.00	9.10
Budget By Budget Program					
Administration & Support	\$ 756,002	\$ 645,427	\$ 11,449	\$ 656,876	\$ 642,609
Program Evaluation and Research	282,852	231,515	(13,065)	218,450	179,388
Children's Wellness and Support	3,952,696	3,780,479	(705,715)	3,074,764	2,700,383
Unallocated	-	-	-	-	-
Total	\$ 4,991,550	\$ 4,657,421	\$ (707,331)	\$ 3,950,090	\$ 3,522,380
Budget By Categories of Expenditures					
Salaries and Employee Benefits	\$ 1,647,487	\$ 1,686,886	\$ (156,359)	\$ 1,530,527	\$ 1,332,990
Services and Supplies	3,278,855	2,922,316	(575,061)	2,347,255	2,156,142
Other Charges	65,209	48,219	24,089	72,308	33,248
Total Operating Expenditures	4,991,550	4,657,421	(707,331)	3,950,090	3,522,380
Other Financing Uses	30,840	30,840	(2,400)	28,440	28,440
Increases to Fund Balances	3,653	-	-	-	-
Fund Balance Impact (+)	-	-	-	-	-
Total	\$ 5,026,043	\$ 4,688,261	\$ (709,731)	\$ 3,978,530	\$ 3,550,820
Budget By Categories of Revenues					
Use of Money and Property	\$ 21,889	\$ 10,000	\$ -	\$ 10,000	\$ 5,000
Intergovernmental Revenue	3,701,722	3,764,935	(216,385)	3,548,550	3,419,123
Miscellaneous Revenue	970,125	481,415	(441,415)	40,000	40,000
Total Operating Revenues	4,693,735	4,256,350	(657,800)	3,598,550	3,464,123
Decreases to Fund Balances	332,308	431,911	(51,931)	379,980	86,697
Total	\$ 5,026,043	\$ 4,688,261	\$ (709,731)	\$ 3,978,530	\$ 3,550,820

First 5

Department

CHANGES & OPERATIONAL IMPACT: 2015-16 ADOPTED TO 2016-17 RECOMMENDED

Staffing

- Funded FTEs reduced from 13 to 11 due to vacant positions being eliminated.

Expenditures

- Net operating expenditure decrease of \$707,331 due to:
 - -\$156,359 decrease in Salaries and Employee Benefits for employee salaries, workers compensation premiums, retirement rate, and health insurance increases.
 - -\$575,061 decrease in Services and Supplies due to: -\$223,100 decrease in contractual services, -\$119,625 decrease in Early Care and Education grants to the community, -\$114,141 decrease in professional special services, -\$78,000 decrease in contract administration fees for external grants, -\$30,392 decrease in special projects, +\$24,904 increase in Cost Allocation Plan costs, and -\$34,707 net decrease in other line items accounts.
 - +\$24,089 increase in Other Charges due to: +\$15,946 understatement of motor pool cost, +\$6,266 increase in IT, +\$1,820 increase in Liability, +\$57 net increase in telephone services and work orders.
- Net non-operating expenditure decrease of \$2,400 primarily due to:
 - -\$2,400 of maintenance fees for Betteravia Childcare Center no longer being received by and therefore no longer be transferred from First 5. This Function is now being handled by General Services Department.

These changes result in recommended operating expenditures of \$3,950,090, non-operating expenditures of \$28,440, resulting in total expenditures of \$3,978,530. Non-operating expenditures primarily include Transfer to Social Services for 211 Help Line Services.

Revenues

- Net operating revenue decrease of \$657,800 due to:
 - -\$179,851 decrease in Prop 10 State Allocation per Department of Finance projections, -\$36,534 decrease in Local governmental contract.
 - -\$441,415 decrease in Miscellaneous Revenue, grants sun setting and decrease in revenue from external contract oversight fees.
- Net non-operating revenue decrease of \$51,931 due to: decrease in fund balance

These changes result in recommended operating revenues of \$3,598,550 and non-operating revenues of \$379,980 resulting in total revenues of \$3,978,530. Non-operating revenues primarily include transfers and changes to fund balances.

First 5

Department

CHANGES & OPERATIONAL IMPACT: 2016-17 RECOMMENDED TO 2017-18 PROPOSED

First 5 funding comes from taxes collected on tobacco products. As the number of smokers has decreased, so too has First 5's annual funding. The Commission has spent from reserves in past years in order to maintain programs and services. The Commission has a policy of maintaining \$2 million in the reserve fund in case Prop 10 is repealed and the agency must shut down.

In its current Strategic Plan, the Commission made significant budget cuts to preserve programs and impact while also ensuring long-term stability and an adequate reserve. Barring additional revenues, budget cuts will be required in both program and operational investments in the next Strategic Plan, which begins in FY 2017-2018. To help prepare for this fiscal reality, staff reductions have been made through attrition and there are no plans to fill empty positions currently. Extra-help employees and contractors have been hired temporarily, to complete work that is funded by grants, many of which will sunset at the end of FY 2015-2016. These positions will, for the most part, not continue in FY 2016-2017.

During FY 2016-2017 the Commission will go through the process of updating its current Strategic Plan to again identify the fiscal strategies necessary to preserve impact while also maintaining reserve funds and long-term stability, this will likely lead to reductions in workforce beginning in FY 2017-2018.

RELATED LINKS

For more information on the First 5 Department, please refer to the website at <http://first5santabarbaracounty.org/>.

First 5

Department

PERFORMANCE MEASURES

Description	FY 2013-14 Actual	FY 2014-15 Actual	FY 2015-16 Estimated Actual	FY 2016-17 Recommend	FY 2017-18 Proposed
Administration & Support					
Number of community reports and presentations providing transparency and communication of results and/or engaging parents, providers, stakeholders and the community in efforts to support 0-5 year olds	8	8	20	20	20
Percent of contracted agencies receiving site visits to ensure fiscal accountability	100% 12/12	100% 15/15	100% 13/13	100% 13/13	100% 13/13
Percent of departmental Employee Performance Reviews (EPRs) completed by the due date	Not Used in Prior Years	Not Used in Prior Years	100% 14/14	100% 11/11	100% 10/10
Program Evaluation and Research					
Percentage of families reporting being involved in planning at the service level	Not Used in Prior Years	95% 400/421	90% 450/500	90% 450/500	90% 450/500
Percentage of families reporting that funded programs provide quality services	Not Used in Prior Years	95% 400/421	90% 450/500	90% 450/500	90% 450/500
Children's Wellness and Support					
Number of Early Childhood Education Programs nationally accredited with First 5 funded services	37	48	56	62	62
Percentage of First 5 funded Family Support & Early Care and Education service goals achieved	Not Used in Prior Years	88% 44/50	90% 45/50	95% 45/48	95% 45/48
New dollars leveraged with First 5 funds and services	Not Used in Prior Years	Not Used in Prior Years	\$560,000	\$600,000	\$600,000
Number of new parents and /or community members signed up as members of First 5	Not Used in Prior Years	Not Used in Prior Years	1260	500	500

First 5

Program

ADMINISTRATION & SUPPORT

Provide administrative and fiscal oversight of the department and all programmatic contracts, funding, and allocations; work with County departments, outside auditors, State First 5 and other partners to ensure compliance with Proposition 10 and the will of California voters. Manage the County's internal budgeting process, complex budget and accounting systems, and requirements that are highly specific to First 5 and the specific regulatory requirements in Proposition 10. Provide general operating support to effectively run the organization including facilities, HR, safety, and emergency planning. Plays key role in providing contract monitoring for fiscal accountability of funded partners.

Staffing

Staffing Detail By Budget Program	2014-15 Actual	2015-16 Adopted	Change from FY15-16 Ado to FY16-17 Rec	2016-17 Recommended	2017-18 Proposed
CHILDREN & FAMILY SVCS DIR	1.00	1.00	-	1.00	1.00
BUSINESS MANAGER	1.00	1.00	-	1.00	0.80
ADMN OFFICE PRO	0.15	-	0.26	0.26	0.30
ADMN OFFICE PRO SR	0.85	0.85	(0.51)	0.34	0.34
FINANCIAL OFFICE PRO SR	0.84	0.40	(0.01)	0.39	0.37
FINANCIAL OFFICE PRO	0.15	-	-	-	-
Total	4.00	3.25	(0.26)	2.99	2.82

Revenue & Expenditures

Budget By Categories of Expenditures	2014-15 Actual	2015-16 Adopted	Change from FY15-16 Ado to FY16-17 Rec	2016-17 Recommended	2017-18 Proposed
Salaries and Employee Benefits	\$ 528,070	\$ 496,469	\$ (19,443)	\$ 477,026	\$ 473,385
Services and Supplies	206,725	132,570	28,725	161,295	157,659
Other Charges	21,207	16,388	2,167	18,555	11,565
Total Operating Expenditures	756,002	645,427	11,449	656,876	642,609
Increases to Fund Balances	3,653	-	-	-	-
Total Expenditures	\$ 759,655	\$ 645,427	\$ 11,449	\$ 656,876	\$ 642,609
Budget By Categories of Revenues					
Use of Money and Property	21,889	10,000	-	10,000	5,000
Intergovernmental Revenue	3,592,188	3,668,401	(3,401,505)	266,896	550,912
Miscellaneous Revenue	152,026	79,766	(79,766)	-	-
Total Operating Revenues	3,766,102	3,758,167	(3,481,271)	276,896	555,912
Decreases to Fund Balances	124,326	284,629	95,351	379,980	86,697
Total Revenues	\$ 3,890,428	\$ 4,042,796	\$ (3,385,920)	\$ 656,876	\$ 642,609

First 5

Program

ADMINISTRATION & SUPPORT (CONT'D)

2015-16 Anticipated Accomplishments

- First 5 administered and maintained 20 grants and/or contracts totaling \$3.1 million with nonprofits, agencies, school districts, and businesses to serve 0-5 year olds and their families and ensured the highest level of accountability and the proper and effective use of funds in accordance with the intent of Proposition 10 and the will of California voters.
- First 5 ensured a high level of fiscal control, transparency, accounting, and reporting, meeting all requirements of state law, the rules and regulations of First 5 of California, the County's auditing and fiscal control processes, and an independent third party audit and review of finances.
- The Commission ensures fiscal accountability and transparency first through its Fiscal Committee made up of Commissioners and members of the First 5 Advisory Board and also through an annual third party, independent audit of the agencies finances and activities.

2016-18 Objectives

- Support the First 5 Children and Families Commission in their key role of overseeing Proposition 10 expenditures in accordance with the priorities detailed in First 5's strategic plan.
- Explore opportunities to decrease administrative operating costs in response to anticipated decreasing revenue while preserving as much as possible First 5's programmatic impacts.
- Ensure a high level of fiscal accountability and oversight in relation to the granting of funds for program purposes and reporting on outcomes to ensure the effective and efficient use of tax payer dollars; compliance with State, local, and other accounting and reporting requirements; and adherence to the will of California voters and Proposition 10.
- Engage with partners in an effort to streamline fiscal and administrative accountability processes in a manner that preserves accountability and oversight, but that also simplifies First 5's work, and reduces burdens on partners.
- Secure new, less expensive office space in South County.

First 5

Program

PROGRAM EVALUATION AND RESEARCH

Ensures programmatic quality and accountability for contracts, technical assistance, training for grantees, service integration and coordination, and comprehensive results based evaluation directed by key outcomes identified in the First 5 Strategic Plan. Maintains a relational database shared, and used, by all funded partners to collect data and outcomes among children and families served and uses that data to measure and report on results of programmatic investments.

Staffing

Staffing Detail By Budget Program	2014-15 Actual	2015-16 Adopted	Change from FY15-16 Ado to FY16-17 Rec	2016-17 Recommended	2017-18 Proposed
PROJECT MANAGER	0.46	0.47	0.03	0.50	0.50
PUBLIC INFO SPECIALIST	0.01	-	-	-	-
Total	0.47	0.47	0.03	0.50	0.50

Revenue & Expenditures

Budget By Categories of Expenditures	2014-15 Actual	2015-16 Adopted	Change from FY15-16 Ado to FY16-17 Rec	2016-17 Recommended	2017-18 Proposed
Salaries and Employee Benefits	\$ 79,133	\$ 81,398	\$ 6,822	\$ 88,220	\$ 94,111
Services and Supplies	203,594	150,000	(20,000)	130,000	84,999
Other Charges	125	117	113	230	278
Total Operating Expenditures	282,852	231,515	(13,065)	218,450	179,388
Total Expenditures	\$ 282,852	\$ 231,515	\$ (13,065)	\$ 218,450	\$ 179,388
Budget By Categories of Revenues					
Intergovernmental Revenue	-	-	218,450	218,450	179,388
Total Operating Revenues	-	-	218,450	218,450	179,388
Total Revenues	\$ -	\$ -	\$ 218,450	\$ 218,450	\$ 179,388

2015-16 Anticipated Accomplishments

- Revised current set of indicators that track results so that they are easier to gather, better to communicate, and more accurately reflect, the desired results that are hoped to be achieved.
- Secured feedback from community partners to modify and update evaluation framework.
- Worked with community partners to host a workshop on using evaluation results for continuous program improvement.
- Worked to improve the reporting capabilities of our current database so that partners can more easily utilize this information for program improvement as well as reporting purposes.

First 5

Program

PROGRAM EVALUATION AND RESEARCH (CONT'D)

2016-18 Objectives

- Provide greater access and transparency to interested parties by publishing data, results, and outcomes on an ongoing basis on the Commission's website and other direct communications venues.
- In anticipation of new Strategic Plan, work on developing a research brief that outlines new and emerging areas that impact the work of the Commission in serving children and families.
- Revise current set of program indicators that track results so that they are easier to gather, better to communicate, and more accurately reflect, the desired results that are hoped to be achieved.
- Increase the ability within First 5 and the broader community to measure outcomes and results on a longitudinal basis.
- Engage partners and funded agencies in effort to streamline contracting/grant making processes so as to simplify First 5's work internally and also reduce unnecessary burdens on First 5's partners.
- Engage partners, stakeholders, and funded agencies in effort to improve data collection, alignment, and evaluation so as to better inform strategies and move toward aligned data systems throughout the 0-5 sector and connected with the K-12 system so measurements of kindergarten readiness are possible on a regional or even county-wide basis.

First 5

Program

CHILDREN'S WELLNESS AND SUPPORT

First 5 invests programmatic funding to help all children prepare for kindergarten by supporting families to be healthy and strong and by enhancing the availability of high quality childcare and preschool.

In accordance with its 2014-2017 Strategic Plan, First 5 invests in two primary focus areas:

1. Family Support

- Parent education and support
- Intensive case management
- Information and referral/linkages to services with follow up
- Child and maternal health access

2. Early Care and Education (ECE)

- Improving the quality of existing childcare and preschool services
- Creating new quality childcare and preschool services and expanding access to them

Additionally, First 5 invests programmatically in three secondary focus areas:

- Capacity Building and Systems Change
- Communications
- Health Insurance and Access for Children

Staffing

Staffing Detail By Budget Program	2014-15 Actual	2015-16 Adopted	Change from FY15-16 Ado to FY16-17 Rec	2016-17 Recommended	2017-18 Proposed
PROJECT MANAGER	0.54	0.53	(0.03)	0.50	0.50
PROGRAM MANAGER	1.00	1.00	-	1.00	-
ADMN OFFICE PRO	0.61	-	0.74	0.74	0.20
PUBLIC INFO SPECIALIST	0.72	1.00	-	1.00	0.80
FIRST 5 PROGRAM SPECIALIST	2.35	2.00	1.00	3.00	3.00
FINANCIAL OFFICE PRO SR	-	0.60	0.01	0.61	0.63
ADMN OFFICE PRO SR	2.23	3.15	(2.49)	0.66	0.66
CONTRACTOR	1.00	1.00	(1.00)	-	-
EXTRA HELP	1.58	-	-	-	-
Total	10.03	9.28	(1.77)	7.51	5.78

First 5

Program

CHILDREN WELLNESS AND SUPPORT (CONT'D)

Revenue & Expenditures

Budget By Categories of Expenditures	2014-15 Actual	2015-16 Adopted	Change from FY15-16 Ado to FY16-17 Rec	2016-17 Recommended	2017-18 Proposed
Salaries and Employee Benefits	\$ 1,040,284	\$ 1,109,019	\$ (143,738)	\$ 965,281	\$ 765,494
Services and Supplies	2,868,536	2,639,746	(583,786)	2,055,960	1,913,484
Other Charges	43,877	31,714	21,809	53,523	21,405
Total Operating Expenditures	3,952,696	3,780,479	(705,715)	3,074,764	2,700,383
Other Financing Uses	30,840	30,840	(2,400)	28,440	28,440
Total Expenditures	\$ 3,983,536	\$ 3,811,319	\$ (708,115)	\$ 3,103,204	\$ 2,728,823
Budget By Categories of Revenues					
Intergovernmental Revenue	109,535	96,534	2,966,670	3,063,204	2,688,823
Miscellaneous Revenue	818,099	401,649	(361,649)	40,000	40,000
Total Operating Revenues	927,633	498,183	2,605,021	3,103,204	2,728,823
Decreases to Fund Balances	207,982	147,282	(147,282)	-	-
Total Revenues	\$ 1,135,615	\$ 645,465	\$ 2,457,739	\$ 3,103,204	\$ 2,728,823

2015-16 Anticipated Accomplishments

- Partners increased their internal capacity to better serve the diverse children and families in Santa Barbara County utilizing funding from a new result area, that was focused on increasing the capacity of funded partners to address their work.
- Increased funding to mid-county as well as northern Santa Barbara County, resulting in increased service numbers for those areas.
- The continued strong partnership between First 5, the County's Child Welfare System (CWS), Community Action Commission (CAC), and Child Abuse Listening and Mediation (CALM) is working to ensure that children are growing up in safer home environments. Resulting clients participating in the Front Porch program within the Family Strengthening Focus Areas continue to show a drop in recidivism for child abuse reports.
- Children continued to achieve greater school readiness through increased number of child care centers that are nationally accredited and through maintaining or expanding the number of child care providers who have Bachelor's Degrees.
- First 5's investments to increase the level of quality in preschool and childcare services, resulted in 5,000 plus children receiving higher quality early care and education services, which helps improve school readiness. A total of 56 child care centers in the County have met the highest standard for early care and education programs with national accreditation, an increase of eight centers from this past year, and a total rate seven times higher than the State average. Additionally, of approximately 2,000 child care providers in Santa Barbara County, 36% now have Bachelor's degrees, another marker of quality. Moreover, since 2000, First 5 has helped increase the rate of licensed child care spaces per 100 children from 24% to 30%, by providing technical assistance and resources.

First 5

Program

CHILDREN'S WELLNESS AND SUPPORT (CONT'D)

2016-18 Objectives

- Invest in evidence based programs and strategies serving children and families who are most in need.
- Promote, improve, and create systems of evaluating outcomes and results within the social service and educational system serving children age 0-5 to allow for increased longitudinal measurement of program success and to better inform future strategies.
- Implement a new strategy within First 5, in partnership with other funders and providers, to create increased capacity and parental access to high quality preschool and childcare services.
- Explore and create new communications and strategies to increase revenue within the system serving 0-5 year olds and their families to support healthy child development, kindergarten readiness, and increased public support for efforts to meet the needs of children in the early years.
- Leverage First 5 funds and secure additional funding to build the long term capacity of the 0-5 serving sector so that their impact can last beyond the life of First 5 funding.
- Implement new communications strategies that help parents and key stakeholders understand their key role in supporting the healthy development of children in the first five years of life.
- Expand the number of high-quality preschool and child care spaces.
- Fully implement the new program to provide scholarships to parents who cannot currently afford high quality preschool and child care services.

First 5

