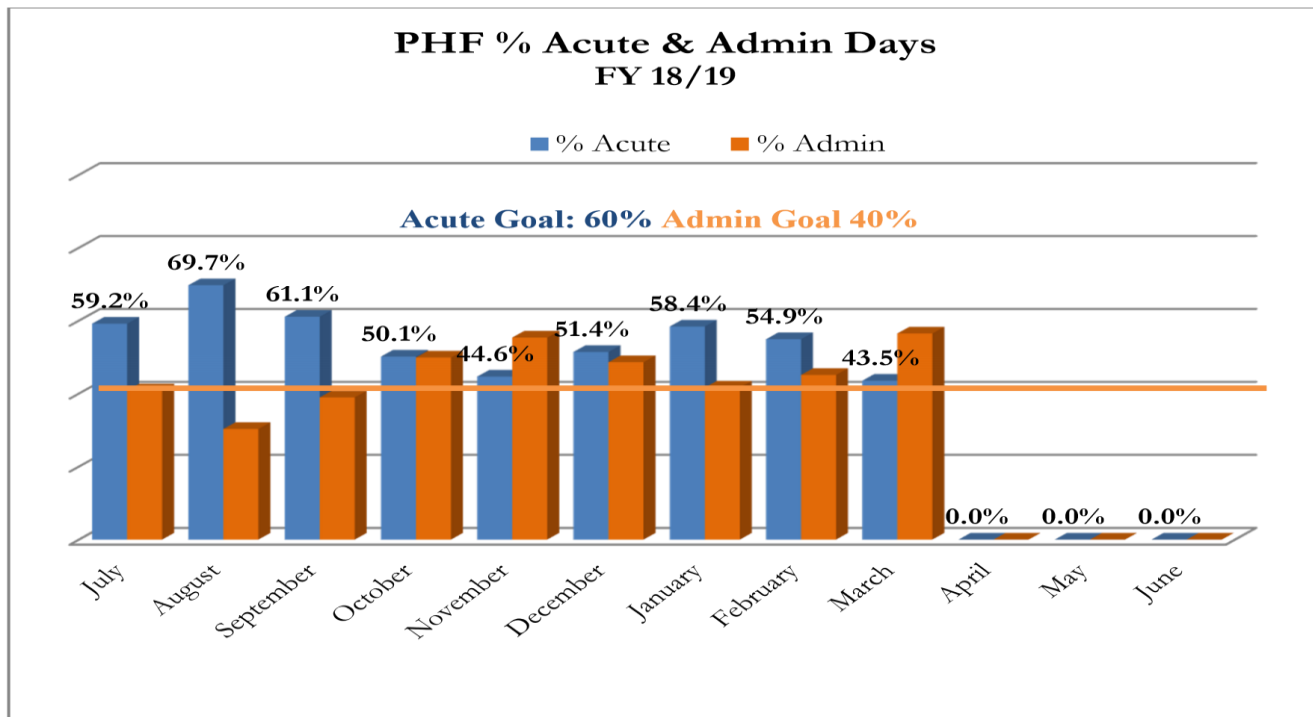




April PHF Status Report for March 2019 Data

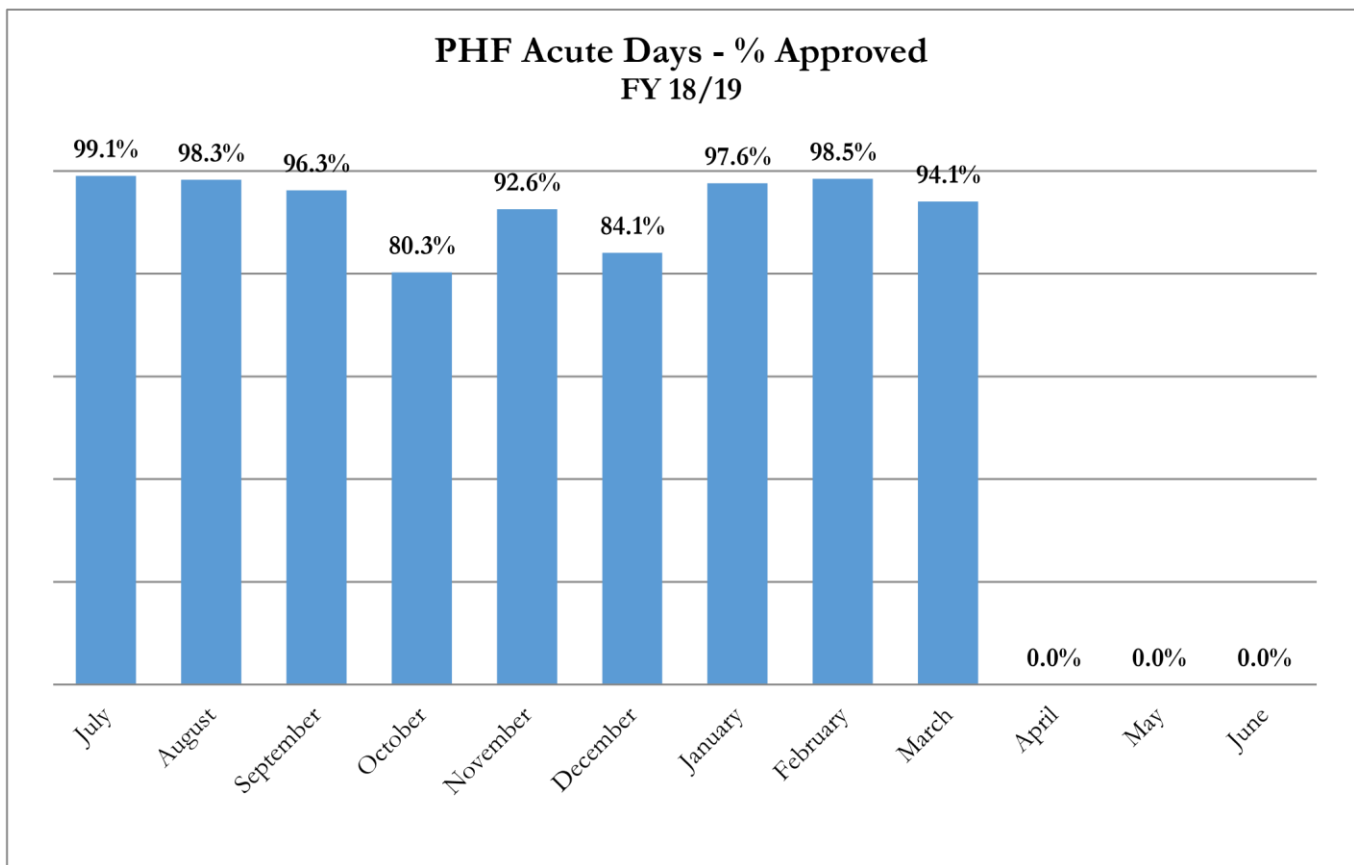
“Of all PHF Days, what % were acute, and what % were Admin?”

Days	July	August	September	October	November	December	January	February	March
Acute	213.0	290.0	240.0	203.0	175.0	201.0	216.0	213.0	185.0
Admin	147.0	126.0	153.0	202.0	217.0	190.0	154.0	175.0	240.0
TOTAL	360.0	416.0	393.0	405.0	392.0	391.0	370.0	388.0	425.0
	July	August	September	October	November	December	January	February	March
% Acute	59.2%	69.7%	61.1%	50.1%	44.6%	51.4%	58.4%	54.9%	43.5%
% Admin	40.8%	30.3%	38.9%	49.9%	55.4%	48.6%	41.6%	45.1%	56.5%



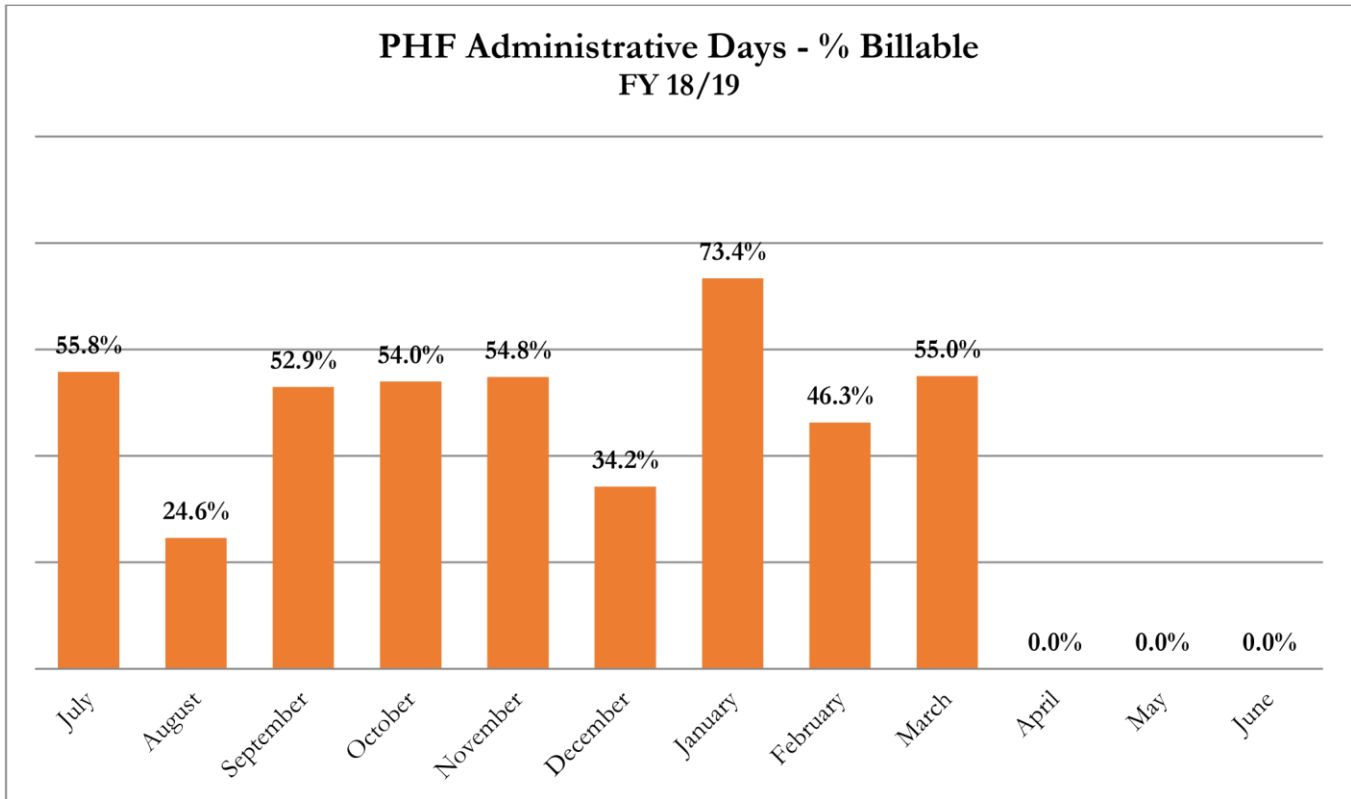
"Of all PHF ACUTE days, what percent were approved?"

Acute Days	July	August	September	October	November	December	January	February	March
Approved	213.0	285.0	231.0	163.0	162.0	169.0	205.0	198.0	174.0
Denied	2.0	5.0	9.0	40.0	13.0	32.0	5.0	3.0	11.0
TOTAL	215.0	290.0	240.0	203.0	175.0	201.0	210.0	201.0	185.0
	July	August	September	October	November	December	January	February	March
% Approved	99.1%	98.3%	96.3%	80.3%	92.6%	84.1%	97.6%	98.5%	94.1%



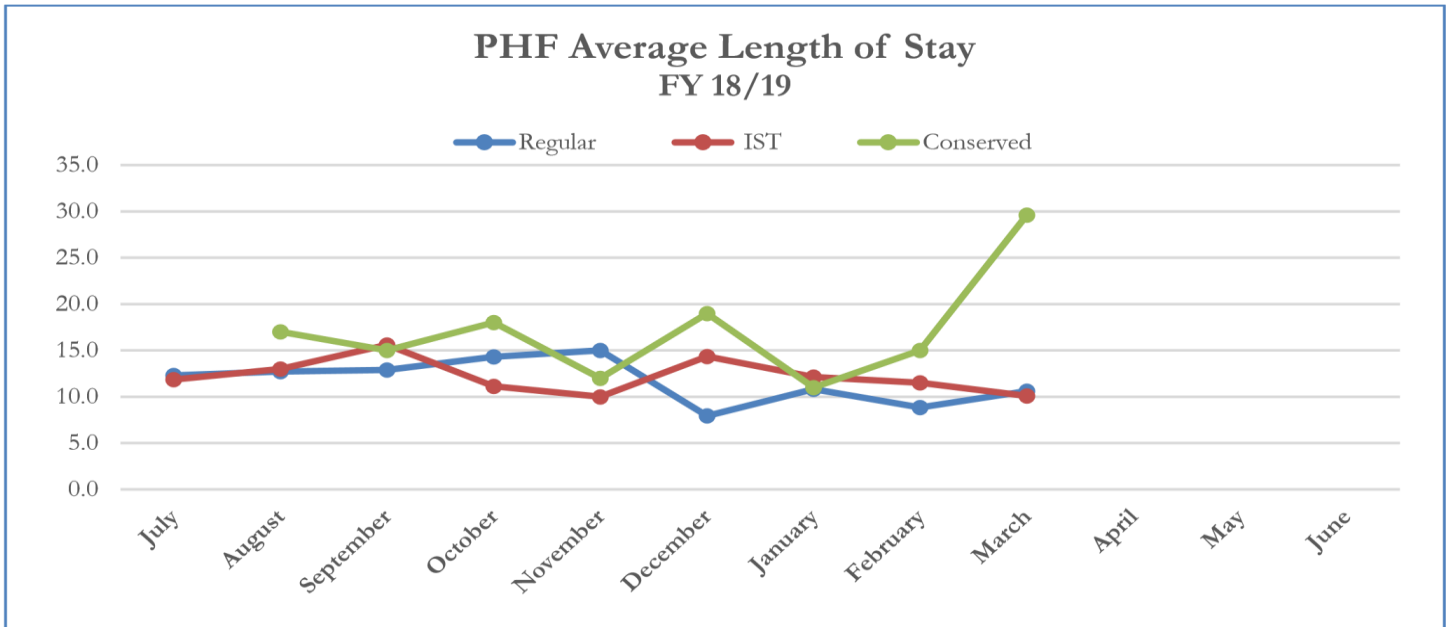
"Of all PHF ADMINISTRATIVE days, what percent were billable?"

Administrative Days									
	July	August	September	October	November	December	January	February	March
Billable	82.0	31.0	81.0	109.0	119.0	65.0	113.0	81.0	132.0
Non-Billable	65.0	95.0	72.0	93.0	98.0	125.0	41.0	94.0	108.0
TOTAL	147.0	126.0	153.0	202.0	217.0	190.0	154.0	175.0	240.0
	July	August	September	October	November	December	January	February	March
% Billable	55.8%	24.6%	52.9%	54.0%	54.8%	34.2%	73.4%	46.3%	55.0%



"Does PHF LOS differ by type of inpatient - Regular, IST or Conserved?"

Average LOS	July	August	September	October	November	December	January	February	March
Regular	12.3	12.7	12.9	14.3	15.0	7.9	10.8	8.8	10.6
IST	11.9	13.0	15.6	11.1	10.0	14.3	12.1	11.5	10.1
Conserved		17	15	18	12	19	11	15	29.6



IST Days Summary		Days	%
IST Acute Days		12	20%
IST Admin Days		49	80%
IST Denied Days		0	0.00%
Total IST Days		61	100.00%
% of IST Days of Total Bed Days		12.45%	

Conservatorship Summary for March:

Number of Conserved Clients- 3
(1 Cons, 2 Temp. Cons)

IST Summary for March:

Number of IST Clients- 6