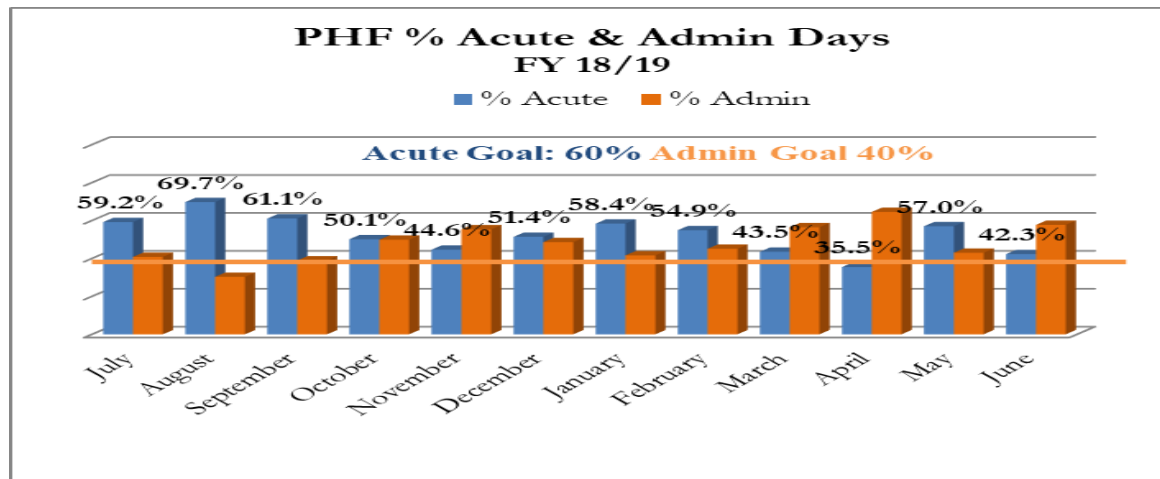




**JULY 2019 PHF STATUS REPORT (JUNE 2019 DATA)**

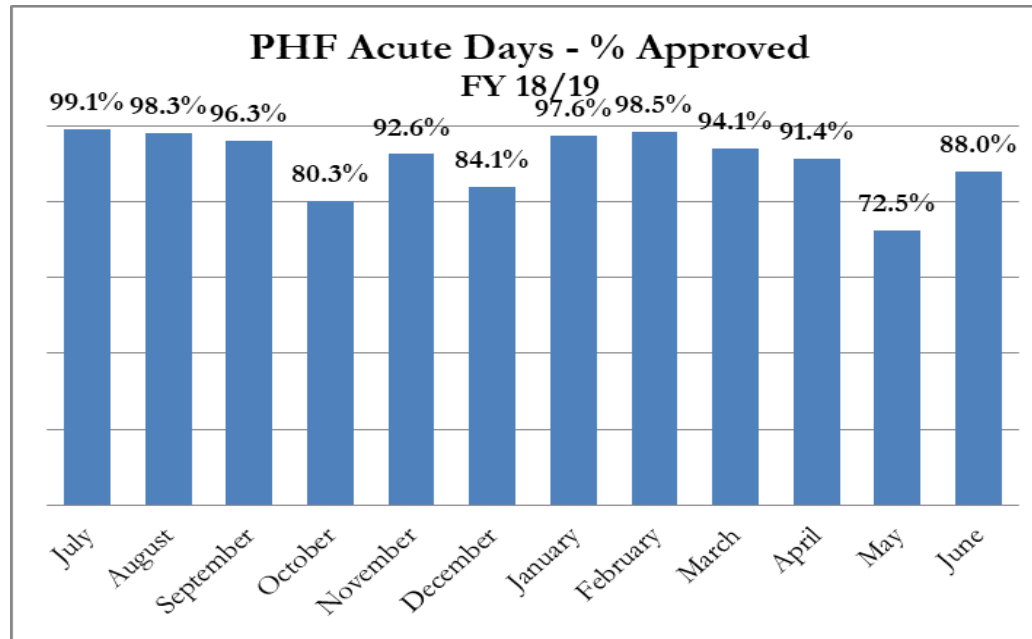
*“Of all PHF days, what % were acute and what % were administrative?”*

Days	July	August	September	October	November	December	January	February	March	April	May	June	AVG	Diff	% change
Acute	213.0	290.0	240.0	203.0	175.0	201.0	216.0	213.0	185.0	139.0	167.0	129.0	197.6	-46.0	-21.6%
Admin	147.0	126.0	153.0	202.0	217.0	190.0	154.0	175.0	240.0	253.0	126.0	176.0	179.9	-21.0	-14.3%
<b>TOTAL</b>	360.0	416.0	393.0	405.0	392.0	391.0	370.0	388.0	425.0	392.0	293.0	305.0	377.5	-67.0	-18.6%
	July	August	September	October	November	December	January	February	March	April	May	June			
% Acute	59.2%	69.7%	61.1%	50.1%	44.6%	51.4%	58.4%	54.9%	43.5%	35.5%	57.0%	42.3%	0.5	0.0	-3.7%
% Admin	40.8%	30.3%	38.9%	49.9%	55.4%	48.6%	41.6%	45.1%	56.5%	64.5%	43.0%	57.7%	0.5	0.0	5.3%



**"Of all PHF ACUTE days, what percent were approved?"**

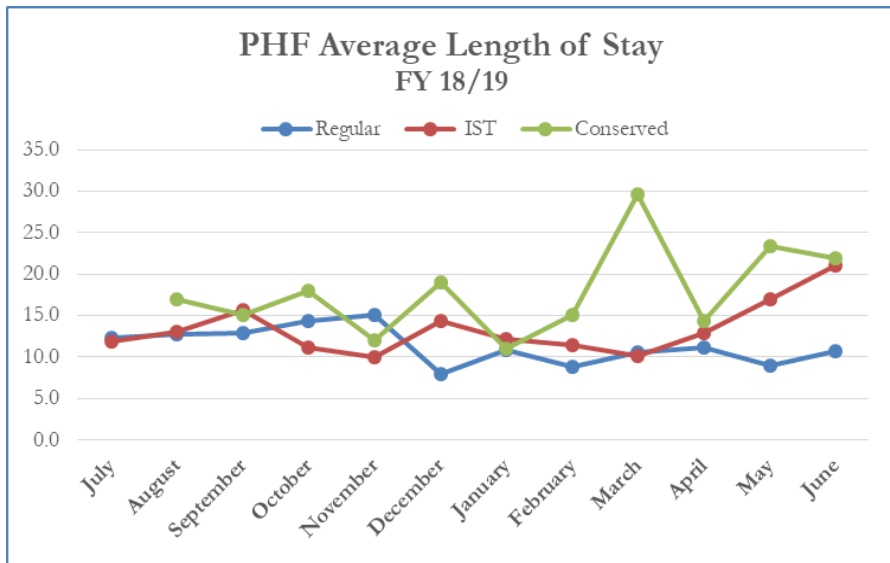
Acute Days	July	August	September	October	November	December	January	February	March	April	May	June	AVG	Diff	% change
Approved	213.0	285.0	231.0	163.0	162.0	169.0	205.0	198.0	174.0	127.0	121.0	126.0	181.2	-92.0	-43.2%
Denied	2.0	5.0	9.0	40.0	13.0	32.0	5.0	3.0	11.0	12.0	46.0	16.0	16.2	44.0	2200.0%
TOTAL	215.0	290.0	240.0	203.0	175.0	201.0	210.0	201.0	185.0	139.0	167.0	142.0	197.3	-48.0	-22.3%
% Approved	99.1%	98.3%	96.3%	80.3%	92.6%	84.1%	97.6%	98.5%	94.1%	91.4%	72.5%	88.0%	0.9	-0.3	-26.9%





**"Does PHF Length Of Stay ("LOS") differ by type of inpatient: Regular, Incompetent to Stand Trial ("IST"), or Conserved?"**

Average LOS	July	August	September	October	November	December	January	February	March	April	May	June
Regular	12.3	12.7	12.9	14.3	15.0	7.9	10.8	8.8	10.6	11.2	9.0	10.7
IST	11.9	13.0	15.6	11.1	10.0	14.3	12.1	11.5	10.1	12.8	17.0	21.0
Conserved		17	15	18	12	19	11	15	29.6	14.3	23.4	21.9



Type of IST Days	May	June
Acute	2	18
Admin	99	88
Denied Acute	1	1
Type of Conserved Days	May	June
Acute	16	54
Admin	119	130
Denied Acute	4	2

Av. LOS for conserved patients for FY 18-19	31 days
Av. LOS for IST patients for FY 18-19	21 days

Av. LOS = Average Length of Stay