

COMMON POLLUTANTS

Special Events

- Antifreeze
- Food waste
- Chalk, paint, charcoal, and clay
- Cleaning chemicals
- Cooking oil and grease
- Dirt and sediment
- Grey water and wastewater
- Hydraulic/transmission fluid
- Oil, grease, gasoline, and diesel
- Pet and livestock waste
- Sewage
- Soaps and detergents
- Trash and litter

Training

- Train event staff, volunteers, and vendors on stormwater pollution prevention measures outlined in this guide.
- Educate your event staff and volunteers on the where, what and why of recycling.
- Designate one of your key event staff or volunteers to monitor event location for spills.

Spill Prevention and Cleanup

- Place a drip pan under a leaking vehicle or equipment to capture leaking fluids.
- Keep a spill kit on-site and available for use.
- Clean up spills or drips immediately.
- Use dry methods for cleaning up spills (absorbent, sweep) rather than rinsing down areas.
- Use a funnel and/or spout to prevent spilling when refueling equipment.

Notify the city or county issuing your Special Event Permit if you have any spill or discharge during or after your event.

ABOUT THIS GUIDE

Activities at special events can cause pollution. This guide provides pollution prevention practices to event planners organizing special events for the community.


Special Events such as athletic (bike/run/walk), automotive, carnivals, circuses, dog shows/events, concerts/performances, and festivals/parades can generate pollutants caused by improper cleanup and accidental spills that can be picked up by wind or by stormwater runoff and transported to the nearest storm drain inlet and into our waterways. You can help reduce stormwater pollution by implementing BMPs during and after your event.



SPECIAL EVENT BMPs

COOKING OIL AND GREASE

- Use a paper towel to wipe food residue off of pots, pans and dishware and dispose of towel into trash container.
- Do not pour cooking oil/grease onto the bare ground or into landscape areas, trash bins, street gutters, storm drains or sanitary sewer.
- To dispose properly, pour used cooking oil/grease into a sealable container like a can or jar (remove as much food residue as possible) place it in the trash or take it to your local hazardous waste collection center or a scheduled collection event.



FOOD

- Don't place mobile food facilities (catering trucks and trailers, ice cream trucks, produce trucks, coffee/push carts) or food stands near storm drain inlets.
- Discharge wastewater from food preparation, and cleaning procedures into a sink, toilet or other drain connected to sanitary sewer. Only un-used water and clean ice may go to bare ground or to a landscape area.
- Contact your local food bank, homeless/housing shelter, senior center or non-profit charity/organization and offer to donate excess edible, unused and/or non-perishable food products. All parts of hot food must be kept above 135° F and cold food below 41° F, before and during transportation.

MINIMIZING TOXIC CHEMICAL USE AND WASTE

- Use the least toxic cleaning products available.
- Ensure your color run uses city approved dust and color ingredients. Use dry methods for cleaning up color dust (sweep or shop vacuum) or schedule a street sweeper. Do not rinse surfaces with water unless it can be re-captured and disposed of appropriately.



Did you know? If you use plant-based products such as utensils and plates, they are compostable and biodegradable.

GREY WATER AND WASTEWATER

- Do not dump wastewater from washing dishes onto the bare ground, landscape areas or into a storm drain.
- Do not discharge grey water (shower or wash water) to the bare ground, landscape areas, street or storm drain.
- When using a wastewater tank/bladder, use a funnel to prevent water from spilling onto the ground.
- Dispose of gray water or wastewater to portable toilets on-site or take to off-site utility sink or toilet connected to sanitary sewer.



FOR ADDITIONAL INFORMATION CONTACT OUR PARTNERING AGENCIES



City of Buellton	City of Carpinteria	City of Goleta	City of Lompoc	City of Santa Maria	City of Santa Barbara	City of Solvang	Santa Barbara County
www.CityofBuellton.com	www.carpinteria.ca.us	www.CityofGoleta.org	www.CityofLompoc.com	www.CityofSantaMaria.org	www.sbcreeks.com	www.CityofSolvang.com	www.SBProjectCleanWater.org
Public Works Department	Public Works Department	Public Works Department	Economic and Community Development Department	Department of Utilities	Creeks Division	Public Works Department	Project Clean Water
805.688.5177	805.880.3415	805.961.7500	805.875.8275	805-925-0951, ext. 7270	805.897.2658	805.688.5575	805.568.3440
swmp@cityofbuellton.com	stormwater@ci.carpinteria.ca.us	stormwater@cityofgoleta.org	stormwater@ci.lompoc.ca.us	regulatorycompliance@cityofsantamaria.org	creeks@santabarbaraca.gov	stormwater@cityofsolvang.com	cleanwater@cosbpw.net

WANT TO KNOW MORE?

The Cities of Buellton, Carpinteria, Goleta, Lompoc, Santa Barbara, Santa Maria, and Solvang, and the County of Santa Barbara have an extensive Stormwater Management Program, with an even greater selection of information and useful tools to help you plan your event.

Take advantage of the following FREE services:

- Download or print BMP materials

When receiving your Special Event Permit, check if a:

- Post-event “walkthrough” inspection or meeting is required
- Litter-Free Permit is required
- Trash dumpster is required

Large events or venues with over 2,000 persons may be required to implement a Waste Reduction, Reuse and Recycling Plan (AB 2176)

Be sure to always:

- Understand on-site drainage.
- Identify all on-site storm drain inlets and catch basins or nearest off-site drain location.
- Protect all on-site storm drain inlets with a fiber roll, filter fabric or gravel bag berm at each on-site catch basin or nearest off-site drain location for the duration of the event.
- Remove all storm drain inlet protection at the end of the event.
- Don't install storm drain inlet protection that may cause flooding if rain is forecasted during your event.

ONLY RAIN DOWN THE STORM DRAIN



PORTABLE TOILETS

- Locate portable toilets a minimum of 50 feet away from drainage facilities (concrete swales, etc.) and high-traffic areas, and never near a storm drain.
- Ensure portable toilets have secondary containment to prevent discharge of waste.

PET AND LIVESTOCK WASTE

- Place soiled bedding and manure in sturdy insect and leak-proof waste container.
- Toss pet waste in the trash, even when you use biodegradable bags.
- Contact your city and ask about their Close the Poop Loop campaign and any promotional text or graphics that you can use in your media campaign to help spread the word.
- Visit **Close the Poop Loop** at <http://closethepooploop.com> for more details and find out the truth about dog poop.

GREEN OR WOOD WASTE

- Donate plants, centerpieces, and other decorative to a local homeless/housing shelter, senior center or non-profit charity/organization.
- Reuse, donate and/or return pallets to vendors.
- Donate old stage props to local schools or a local theater group.
- Take unusable and untreated wood products or pallets to a designated county facility for recycling. Visit **Less is More** at <http://lessismore.org> for the location of wood recycling facilities.

RECYCLING

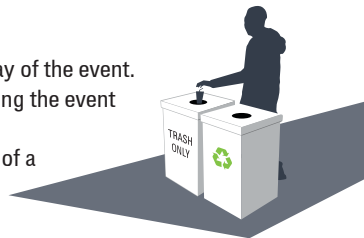

- Place all recyclable containers in visible locations next to each trash container throughout the event location.
- Flatten all boxes and set aside for cardboard recycling.
- Clearly mark all containers used to collect recyclable materials such as cardboard, beverage containers (aluminum, glass, plastic) and paper (pamphlets, fliers, programs, tickets, receipts, catalogs).
- Contact your waste hauler to learn about the commercial recycling (AB 341) and commercial organics recycling (AB 1826) or visit **Less Is More** at <http://lessismore.org> for more information.

TRASH AND LITTER

- Consider planning a zero-waste event and promoting this effort with event participants. Visit **Less is More** at <http://lessismore.org> for information on how to plan a zero-waste event.
- Place all trash containers in visible locations.
- Monitor all trash containers during the event and empty regularly to prevent overflow.
- Keep the event location free and clear of litter during the event hours and after each day of the event.
- Remove all trash and litter or any markings by all activity connected to the event, leaving the event location and public right-of-way clean and free of trash and litter.
- Schedule a street sweeper to clean routes and parking areas following the conclusion of a parade or event especially when animals are included as part of a parade or event.

PRESSURE WASHING

- Don't pressure wash or rinse event or parking lot area unless wash water is collected and discharged to a sink, toilet or other drain connected to sanitary sewer or be directed to a landscape or unpaved areas.
- Setup a perimeter berm and/or block storm drain inlets.
- Use a shop vacuum to collect wash water and dispose of it appropriately.
- Use mop bucket to remove temporary public art (chalk, paint, charcoal, clay) on sidewalks etc. Try to wash without soaps and solvents when removing event markings etc.



City of Buellton
www.CityofBuellton.com



City of Carpinteria
www.carpinteria.ca.us



City of Goleta
www.CityofGoleta.com



City of Lompoc
www.CityofLompoc.com



City of Santa Maria
www.CityofSantaMaria.com



City of Santa Barbara
www.sbcreeks.com



City of Solvang
www.CityofSolvang.com



Santa Barbara County
www.SBProjectCleanWater.org